

Our World at Small World



September 2024

Volume 04 Issue 09





Step into our world at **Small World!**

Dear Parent(s),

We are thrilled to bring you this month's newsletter, which covers the period from August 15th to September 15th. During this time, we had an absolute joy celebrating Dr. Maria Montessori's birthday, as well as honoring National Grandparents' Day with our Grandparents' Day Breakfast, where we warmly welcomed our lovely grandparents. Additionally, we hosted our annual Curriculum Night and eagerly prepared for the thrilling upcoming events during this month's Teacher Planning Day!

In this month's letter, we have also included a featured article "Observation: The Key to Understanding Your Child" from the National Association for the Education of Young Children. We hope you enjoy reading this month's newsletter!

Our World at Small World



September Newsletter

Volume 04 Issue 09

Upcoming Events

MONDAY, SEPTEMBER 16TH

Get ready! – The Scholastic Book Fair will take place at Montessori School of Miami Gardens from Monday, 9/16 to Friday, 9/20. This will be a great opportunity to build your child's home library and experience the gift of reading and enhancing your child's vocabulary.

FRIDAY, SEPTEMBER 20TH






Celebrating International Day of Peace

On Friday, September 20th, we encourage students to dress in white in honor of International Day of Peace (Saturday, September 21st).

WEDNESDAY, SEPTEMBER 25TH

In honor of National Hispanic Heritage Month, we will be hosting our annual Hispanic Heritage Tapas Tasting, on Wednesday, September 25th, where students will be able to try and taste the foods being offered from various regions of the world.

CLICK ON ICONS BELOW to follow the classroom fun...

-  Montessori School of Miami Gardens
-  @montessorischoolofmiamigardens
-  Small World Montessori TV
-  SWM Miami Gardens
-  Montessori School of Miami Gardens Website

[Send in Article
Suggestions
Here!](#)



September Highlights





CELEBRATING

Dr. Maria Montessori

Celebrating Dr. Maria Montessori

On Friday, August 30th, we joyfully celebrated Dr. Maria Montessori's 154th birthday by creating and decorating delightful cupcakes, enjoying a lovely picnic, and embracing the heartfelt "Walk Around the Sun" tradition. We are reminded of her extraordinary legacy that continues to inspire and transform lives today.



HAPPY BIRTHDAY
Dr. Maria Montessori!

? Trivia Time!

What do our readers know?
Test your knowledge and check your answers at the bottom of the last page.

1

What was Dr. Maria Montessori's profession?

- A) An artist
- B) A scientist
- C) A teacher and doctor

2

Where did Dr. Maria Montessori first start her schools?

- A) Italy
- B) United States
- C) Japan



Grandparents' Day Celebration

In celebration of National Grandparents' Day, we joyfully hosted our annual Grandparent's Day Breakfast, warmly welcoming our cherished grandparents for a delightful morning together. They enjoyed a delicious breakfast while being treated to a heartwarming classroom performance by our talented students. Afterwards, our grandparents were pleasantly surprised with a thoughtful gift from their beloved grandchild! It was truly a joyous occasion, and our grandparents had an unforgettable time! Happy Grandparents' Day!



Curriculum Night

We proudly hosted our annual Curriculum Night -- a Parent Night crafted to deepen parents' understanding of the Montessori Philosophy and approach, the profound significance of "following the child," the enriching Montessori Work Cycle, and a formal presentation of Montessori Lessons.

This evening offered parents a valuable opportunity to ask questions and truly grasp the methods that shape our classroom experience. Our Parents enjoyed a delightful evening, and we would like to thank everyone who joined us.



Teacher Planning Day

During this month's Teacher Planning Day, we dedicated ourselves to preparing for the exciting journey ahead. Our teachers and staff thoroughly deep-cleaned every area of the classroom, and our Lead Teachers engaged in the planning and development of lesson plans for the upcoming month. Afterwards, both of our campuses united for a general assembly, where we engaged in training and discussed upcoming events.



Featured Article:

Observation: The Key to Understanding Your Child

by Jarrod Green

Young children sometimes behave in challenging or confusing ways. You may occasionally have thoughts like:

“Why does she keep pinching her brother’s nose?” “Why does he put his snack in his hair?” “Why does she cry when it’s time to put shoes on?”

At the first glance, young children’s behaviors can be downright baffling!

Preschool teachers are taught that all behavior is communication and we are trained to observe, document, and analyze children’s behavior to understand what they are “telling” us. With a few tips, you too can start observing your child’s behavior like a pro.

Looking for Patterns

Any behavior that occurs over and over is happening for a reason. If you can find the pattern in the behavior, you can figure out how to stop it.

The first step is simply to write down what happens. At first it feels weird, right after your child puts a gummi bear up his nose, to pull

out a pad of paper and write it down. The problem is, our memories are terrible. Simply making a note of what happened can help you see patterns you may not notice otherwise.

A few years ago the children in my classroom were getting into too many fights. I didn’t know why, so I started writing the incidents down. At the end of three days I looked at my notes and saw “9:20, fight over Legos; 9:50, fight over Legos; 10:00, fight over Legos...” I didn’t have a problem with fights in my classroom; I had a problem with fights at the Lego table! Once I saw the pattern, I could make a change to improve things. I brought in twice as many Legos and put them at a bigger table. Ninety percent of the fighting stopped right there!

Whatever the challenging behavior is, just start writing it down. You might be amazed what you find.

The ABCs of behavior

To up your game from simple note taking, try what teachers call the “Antecedent-Behavior-Consequence” model—or simply ABC for short. Don’t let the big words put you off. *Antecedent* just means “what happened right before,” *behavior* means “what happened,” and *consequence* means “what happened right after.” Basically, ABC means don’t just write down what happened—write down what happened right *before* and *after* too.

The **antecedent** is whatever was going on around your child right before she, say, dumped her milk on the couch—again. Was she getting ready for school? Listening to music? Perhaps it was when you left the room to get her teddy bear or told her to put her shoes on. Simple stuff, right? But such observations can be a gold mine for figuring out what's causing a behavior.

I worked with a family who said their 28-month-old would “start screaming, all the time, for no reason.” But after a few days of writing down the ABCs, the parents realized that their son started screaming only if he was left alone in a room—a pattern they hadn't noticed before. Armed with this knowledge, they would tell him, “I'm going to go to the bedroom to get a sweater and come right back. Do you want to come with me, or wait here?” Over a few days the screaming all but stopped.

The **consequence** is whatever happened right after the child spread jam on the wall. Did you yell at him, and he cried? Did you send him to his room and when he wouldn't go, carry him up and close the door? Or did you tell him that's not okay, help him clean the wall, then read a book together? The consequence is often more emotional to write down than the antecedent but just as important to finding the pattern.

A teacher I know once worked with a child who frequently dumped milk or juice on his clothes at snack and lunch time. Once she started writing down the ABCs, she realized

that every time the child did this, several teachers would rush to his side, talking to him and cleaning him lovingly. The teacher guessed that the behavior was a bid for attention and care in a crowded classroom. She started giving him more attention when he behaved appropriately, and gave only minimal attention when he dumped his juice. The negative behavior disappeared in a week.

Write it down!

Some teachers seek graduate degrees just to refine their observational skills, but you've got the bones of it right here. When you're stuck with your child's challenging behavior, write it down, along with what happened right before and what happened right after. When you see a pattern, you can work on changing it.

This method is incredibly simple, but surprisingly tricky—the first time you do it, it'll feel really weird. But I promise it gets easier and the payoffs can be huge. That teacher you secretly call “the toddler whisperer”? She started off right where you are. With a little observation and a few notes, you'll start understanding what's going on in your child's head—and things will get a little bit easier.

What did we do this month? Step into our world at Small World!



Thank You!

We hope you enjoy seeing all the activities your child took part in. If you have any questions, please do not hesitate to contact us. This newsletter is for parents, and we are open to suggestions including Article Selections. Join us in October to see our upcoming Scholastic Book Fair and more!

Sincerely,
Montessori School of Miami Gardens



Send in Article
Suggestions
Here!



? Trivia Answers: 1. C) A teacher and doctor 2. A) Italy